

## Educator Terminology

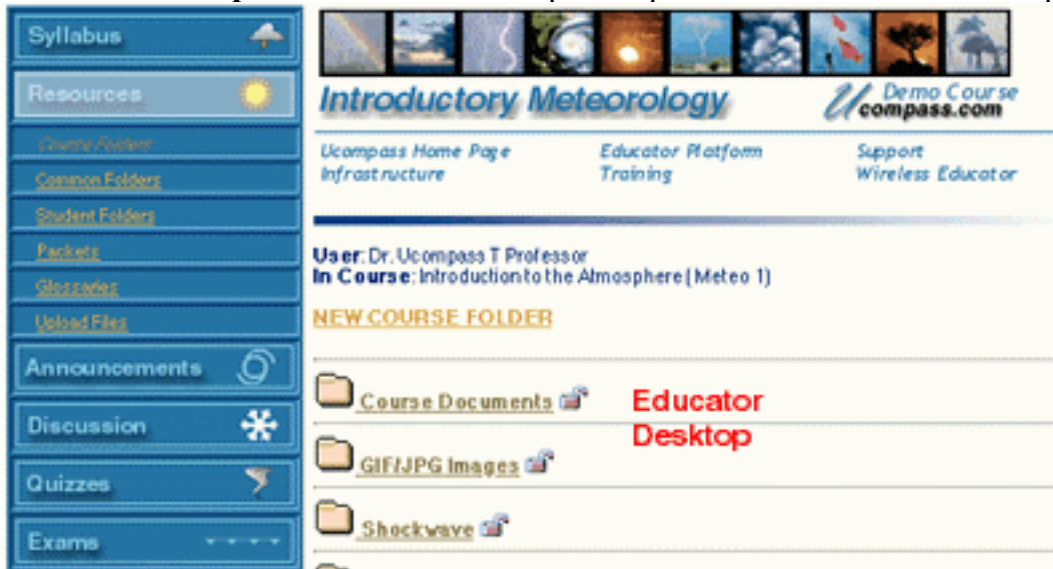
**API (Application Program Interface)** Knowledge Providers who have created an external web presentation, can use the API Links feature to build a link from their web pages to a specific learning object within one of their Educator courses. For example, say a Knowledge Provider has created several web pages outside of Educator that they would like to have reviewed by the Learners. For convenience, the Knowledge Provider would rather not transfer these resources into Educator and prefers to keep them on a remote server outside Educator. In addition, the Knowledge Provider would like the Learners to be directed to an exam after having read through the web pages. The Knowledge Provider can use the API Links tool to accomplish this.

**Common Folders** feature promotes an interactive teaching environment through the ability to share educational resources between Knowledge Providers within a license. The purpose of the Common Folders feature in Educator is twofold:

- To provide a seamless and easy mechanism to transfer electronic resources to other Knowledge Providers using <http://alverno.ucompass.com>
- To provide a mechanism to transfer electronic resources between your own courses

**Course Folders** are storage folders where you can publish content to your learners. The Course Folders structure in Educator has been modeled after the folder approach taken by MacOS and Windows OS environments with which most users of Educator are familiar.

**Educator Desktop** - The Educator Desktop is the portion of the interface that displays knowledge.



**Educator Explorer** - The feature represented by this  icon enables users to browse through course content areas. A separate window opens up and lists folders with the ability to locate Object Ids and go to search engines.

**Evaluation Learning Objects** - Within the Educator system, learning objects (you may simply think of these as files) that are used for evaluation purposes. Evaluation Learning Objects include:

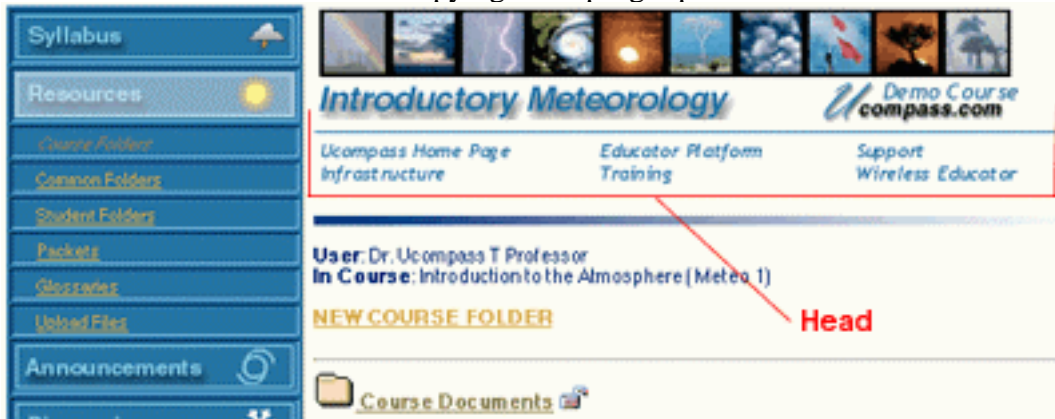
- Exams
- Quizzes
- Worksheets
- Surveys
- Assignments
- Practice Tests
- Tasksheets

**External Resources** – Resources located on the Web, but outside of Educator.

**Functions** – Any thing that does something – like the navigation bar (every link is a different URL). These include: delivering content, communication structures, evaluation functions

**Glossaries** - are lists of terms and definitions and can contain as many terms as desired. Educator automatically alphabetizes the terms within your glossaries.

**Head** - The Head is the area occupying the top right portion of the Educator interface.



**Help Center**– Available from the side navigation bar under Technical Support. Also available using the icon: ?

**Hybrid Content** - Resources that may be Web-Viewable or Non Web-Viewable depending on the user's computer configuration. Some Non Web-Viewable content can become Web-Viewable with the aid of a downloadable player. An example of this is a resource saved in the Shockwave Flash format and viewed using the Shockwave Flash player.

**Knowledge Provider** - An individual using Educator to distribute knowledge. Common synonyms (depending on the environment you're teaching in) include: teacher, instructor, moderator, facilitator, or trainer. Individuals involved in roles that could be described by the titles above are referred to as Knowledge Providers

**Learner** - An individual using Educator in a knowledge-receiving role. Common synonyms (depending on the environment) include: student, trainee, employee. Individuals involved in roles that could be described by the titles above are referred to as Learners

**Learning Object** - Any electronic resource that contains knowledge. Examples include images, documents, movies, sounds, etc.


**Main Links** - The Main Links are the larger links located within the Navigation Panel. Main Links open the main program features and also display the sublinks under them. The Help Center refers to Main Links as they appear in the online demonstration course. However, all Main Links can be customized to include the desired text and graphics of the knowledge provider.

**Navigation Panel (Table)** - The navigation panel refers to the Main links provided along the left-most side of the viewing area. These are links to main program features arranged according to the knowledge provider's preference

**Non Web-Viewable Content** - Resources that must be downloaded to the user's computer and opened in the application that created them

**Object ID Numbers** serve multiple purposes in Educator but their primary purpose is to provide a way to link from one part of the course to any of your other learning objects.

**Packets** are a type of learning object developed by Ucompass.com to provide a way to group learning objects into portable, subject specific packages.


**Security Icon** – Icon that allows you go to a screen to change your password and deal with general security issues. The icon is: 

**Student Bookmarks** - Learners will have the ability to post links to course-related external web resources. The Knowledge Provider can use the option displayed below to enable students to view one another's bookmark contributions.

**Student Folder** - formed when students are first enrolled. The purpose of the Student Folder is to provide a means for learners to transfer resources between themselves and the course Knowledge Providers and other Learners.

**Sublinks** - The Sublinks are the smaller links found within the Navigation Panel under the Main Links. Sublinks cannot be re-named

**User Group** - This is a community open to ALL users of Educator - learners, knowledge providers and administrators. The Ucompass Educator Users Group is designed to promote communication and collaboration between users of Educator and Ucompass, the developers of Educator. Available under the

Technical support Area, or by clicking on the icon: 

**Web-Viewable Content** - Resources viewable with a browser. Examples include GIF/JPG images and HTML documents.

**Wireless Educator** - Wireless Educator is a version of this software designed for devices with small screens including PalmOS® and Windows CE® handhelds. Can locate information by clicking on the icon: 